

BROKK 90



True demolition versatility

THE BROKK 90 is one of the most versatile machines available for demolition in restricted areas. When the job has to be done in a confined space, size really does matter. The goal is to bring as much power and flexibility as possible to the site, and the Brokk 90 achieves it. Its compact design, easy operation and powerful tools make it the perfect choice for use in a wide variety of residential, commercial and industrial

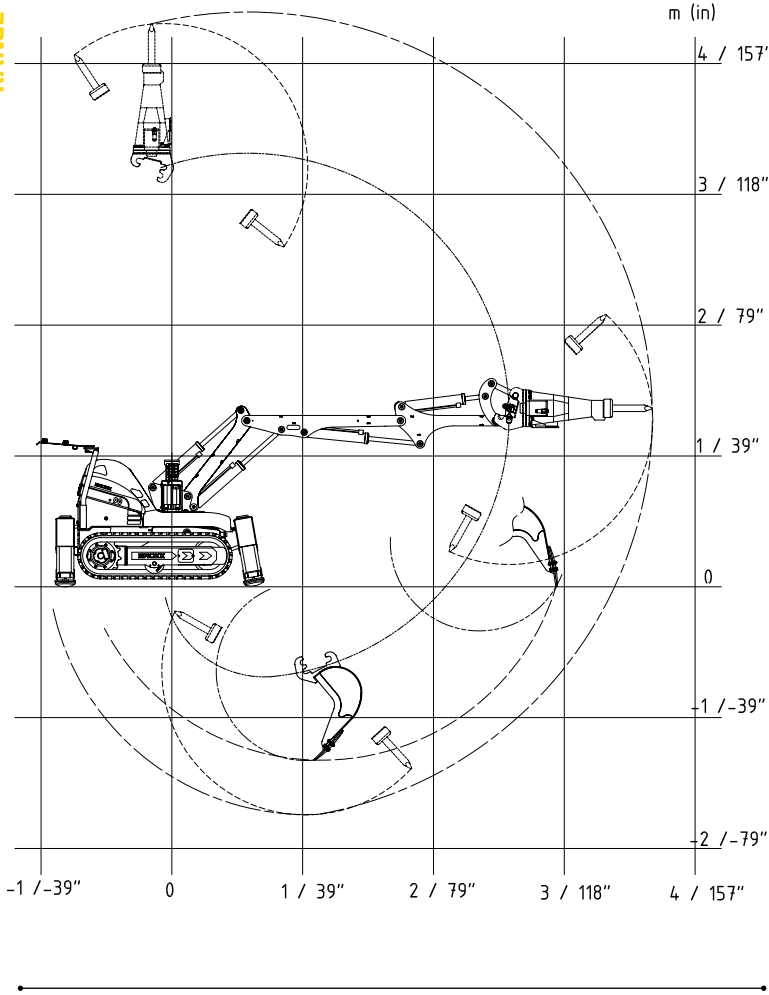
environments where there are load restrictions on floors, but where a powerful, labor-saving tool is a must.

The 90 folds into a compact package, transports in a small truck or trailer and goes floor to floor via elevator or stairs. And wherever it goes, it can be plugged in and ready to work in an instant, delivering power when and where you need it.

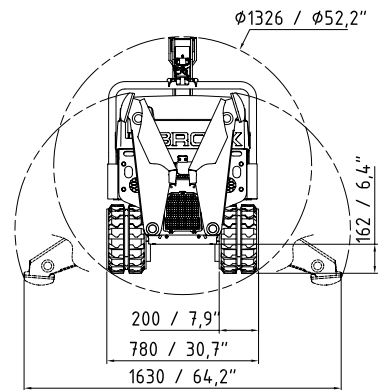
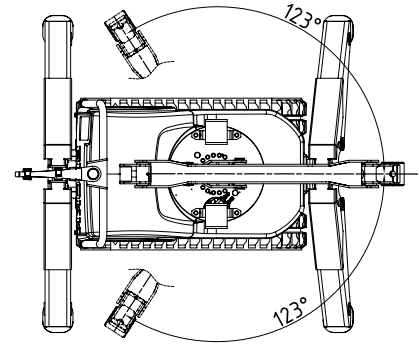
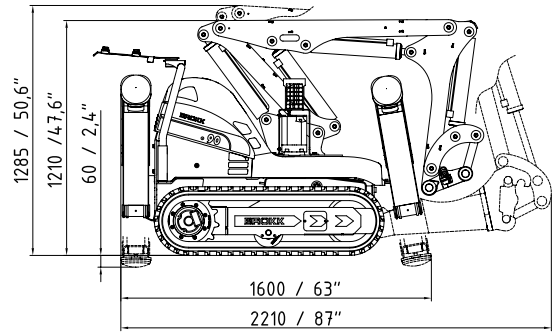
APPLICATIONS

Light and medium-duty demolition work in residential, commercial and industrial buildings. The Brokk 90 is also perfect for jobs in the metal processing industry.

RANGE



SIZE



TECHNICAL DATA

Hydraulic breaker in illustrations SB 152
 Load and stability diagram can be ordered from Brokk AB

Performance

Slewing speed 8 sec/245°
 Transport speed, max. 2,6 km/h; 0,8 m/s; 1,6 mph
 Incline angle, max. 30°

Hydraulic system

Hydraulic system capacity 35 l; 9,2 US gal
 Pump type Gear pump with fixed displacement
 System pressure 16,5 MPa; 2393 psi
 Pump flow max 50Hz and 60Hz 40 l/min; 10.6 US gal/min

Electric motor

Type ABB
 Output* 11kW
 Current* 22A
 Starting device Soft start/Direct start

Control system

Control type Portable control box
 Signal code Digital
 Transfer Cable/Radio

Weight

Weight of basic machine excluding attachment 1015 kg; 2238 lb

Noise level (From the machine, not from the breaker)

Sound power level L_{wa}, measured according to directive 2000/14/EC 86 dB(A)

TOOLS



* Valid for 400V/50Hz